

OPTIMAL AESTHETICS.
PROVEN PERFORMANCE.

 *inspire*
Ice[™]





BEAUTIFULLY CLEAR AND UNIQUELY STRONG FOR MAXIMUM CLINICAL EFFICIENCY.

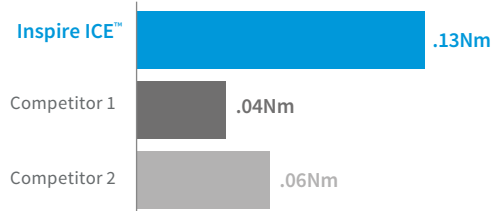


Inspire ICE brackets are made of monocrystalline for a crystal-clear appearance that blends in with patients' natural enamel, regardless of shade. The material, combined with a proprietary heat-treating process not only provides a beautiful sapphire finish, but creates a bracket that has been optimized for performance with greater tie-wing and torque strength, which enhances clinical performance and treatment flexibility.

MAXIMUM STRENGTH FOR CLINICAL PERFORMANCE

Inspire ICE performed with 2X the tie-wing strength and 3X (300%) more torque strength than the leading competitor. The durability of the tie wings and the archwire slot offers clinicians the ability to use steel ligatures, and fully express torque when needed for maximum treatment flexibility and efficacy.


COMPARISON OF TORQUE STRENGTH (Nm)



1. Suliman, Sam N.; Trojan, Terry M.; Tantbirojn, Daranee; Versluis, Antheunis. "Enamel loss following ceramic bracket debonding: A quantitative analysis in vitro." *Angle Orthodontist*, Vol 85, No 4, 2015 pp. 651-656.

“The crystal clear appearance of the product sells to the patient and the performance satisfies various mechanics while simplifying debonding.”

DR. MARK COREIL



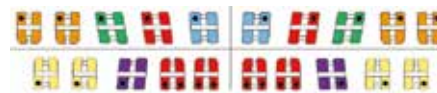
EASY TO DEBOND

Inspire Ice utilizes Ormco's proprietary ball-base design, which reduces the force required to debond for safe, easier single piece removal¹. Using the Inspire ICE bracket removal plier ensure brackets come off easily and consistently. Simply engage the Inspire ICE debonding instrument under the tie-wing area and advance the instrument toward the bracket pad.



FAST, ACCURATE PLACEMENT

Ormco's proprietary Face-Paint™ system is designed to facilitate bracket placement as well as identification. The facial surface is coated with a nontoxic, water-soluble dye and the recesses of the archwire slot and inner tie-wing are uncolored, creating a “crosshair” effect that facilitates fast, accurate placement.




EXCELLENT SLIDING MECHANICS

Inspire ICE has an ultra-smooth heat polished surface and rounded contours which facilitates easy wire insertion and reduces frictional resistance.



SMOOTH AND COMFORTABLE

Inspire ICE is manufactured with a proprietary heat treating and tumbling process that provides smooth surfaces and rounded contours for patient comfort.



ORDERING INFORMATION

Maxillary	PART NUMBERS							
	Torq.	Ang.	Rot.	Type	.018 L	.018 R	.022 L	.022 R
Central	+12°	+5°	0°	Twin	443-0111	443-0110	444-0111	444-0110
Lateral	+8°	+9°	0°	Twin	443-0211	443-0210	444-0211	444-0210
Cuspid	-2°	+13°	4°	Twin	443-0311	443-0310	444-0311	444-0310
Cuspid – hook	-2°	+13°	4°	Twin	443-1311	443-1310	444-1311	444-1310
Bicuspid	-7°	0°	2°	Twin	443-0511	443-0510	444-0511	444-0510
Bicuspid – hook	-7°	0°	2°	Twin	443-1511	443-1510	444-1511	444-1510
Mandibular								
Anterior	-1°	0°	0°	Twin	443-0011	443-0010	444-0011	444-0010
Cuspid	-11°	+7°	2°	Twin	443-0411	443-0410	444-0411	444-0410
Cuspid – hook	-11°	+7°	2°	Twin	443-1411	443-1410	444-1411	444-1410
1st Bicuspid	-17°	-1°	4°	Twin	443-0611	443-0610	444-0611	444-0610
1st Bicuspid – hook	-17°	-1°	4°	Twin	443-1611	443-1610	444-1611	444-1610
2nd Bicuspid	-22°	-1°	4°	Twin	443-0711	443-0710	444-0711	444-0710
2nd Bicuspid – hook	-22°	-1°	4°	Twin	443-1711	443-1710	444-1711	444-1710

Super Torque & Special Options

Maxillary

Central – Super	+22°	+5°	0°	Twin	443-0143	443-0142	444-0143	444-0142
Central – High	+17°	+5°	0°	Twin	443-0141	443-0140	444-0141	444-0140
Lateral – Super	+14°	+8°	0°	Twin	443-0243	443-0242	444-0243	444-0242
Lateral – High	+10°	+9°	0°	Twin	443-0241	443-0240	444-0241	444-0240
Cuspid – High	+7°	+10°	0°	Twin	443-0343	443-0342	444-0343	444-0342
Cuspid – Long Angulation	-2°	+9°	0°	Twin	443-0351	443-0350	444-0351	444-0350
Cuspid w/hook – Super	+7°	+10°	4°	Twin	443-1343	443-1342	444-1343	444-1342
Cuspid w/hook – Low Angulation	-2°	+9°	4°	Twin	443-1351	443-1350	444-1351	444-1350
Cuspid w/hook – High	+3°	+9°	4°	Twin	443-1341	443-1340	444-1341	444-1340

McLaughlin, Bennett & Trevisi* Rx

Maxillary

Central	+17°	+4°	0°	Twin	443-2111	443-2110	444-2111	444-2110
Lateral	+10°	+8°	0°	Twin	443-2211	443-2210	444-2211	444-2210
Cuspid – hook	0°	+8°	0°	Twin	443-3311	443-3310	444-3311	444-3310
Bicuspid – hook	-7°	0°	0°	Twin	443-3511	443-3510	444-3511	444-3510

Mandibular

Anterior	-6°	0°	0°	Twin	443-2011/Universal		444-2011/Universal	
Cuspid – hook	0°	+3°	0°	Twin	443-3411	443-3410	444-3411	444-3410
1st Bicuspid – hook	-12°	+2°	0°	Twin	443-3611	443-3610	444-3611	444-3610
2nd Bicuspid – hook	-17°	-2°	0°	Twin	443-3711	443-3710	444-3711	444-3710

Inspire ICE Debonding Plier 866-4020

All hooks are distogingival unless otherwise noted.

*does not imply endorsement

Single-Patient Kits	.018	.022
Upper 3 – 3, hooks on Cuspids	746-4300	746-4400
Upper 5 – 5, hooks on Cuspids	746-4301	746-4401
Upper/Lower 3 – 3, hooks on Cuspids	746-4302	746-4402
Upper 5 – 5/Lower 3 – 3, hooks on Cuspids	746-4303	746-4403
Upper/Lower 3 – 3, no hooks	746-4304	746-4404
Upper 5 – 5/Lower 3 – 3, no hooks	746-4305	746-4405
Upper/Lower 5 – 5, no hooks	746-4306	746-4406
Upper/Lower 5 – 5, hooks	746-4307	746-4407



The small, low profile bracket makes Inspire ICE an excellent choice for both upper and lower arches.

Single-Patient Kits	.018	.022
Upper/Lower 5 – 5, hooks	746-4309	746-4409
Upper 5 – 5, hooks	746-4310	746-4410
Upper/Lower 3 – 3, hooks	746-4311	746-4411